



Capital Health

Our Health Community Conversations

Our Health: A Community Health Assessment Survey

Halifax Community Health Board
Presentation

Halifax Community Health Board



Capital Health

Purpose of this Evening

- Share information on the health of the citizens in our communities
- Increase community participation in health planning
- Help Community Health Boards, Capital Health and the IWK Health Centre identify priorities for action on health issues



Community Health Boards

- There are 7 CHBs within Capital Health
- Legislated CHB Role:
 - Assess the health of the community
 - Identify health issues and priorities
 - Recommend health improvement actions to Capital Health



Capital Health

Communities within Halifax CHB

Five Districts (District 11,12,13,14,15)

- Halifax Chebucto
- Halifax Citadel
- Halifax Needham
- Fairview
- Sable Island



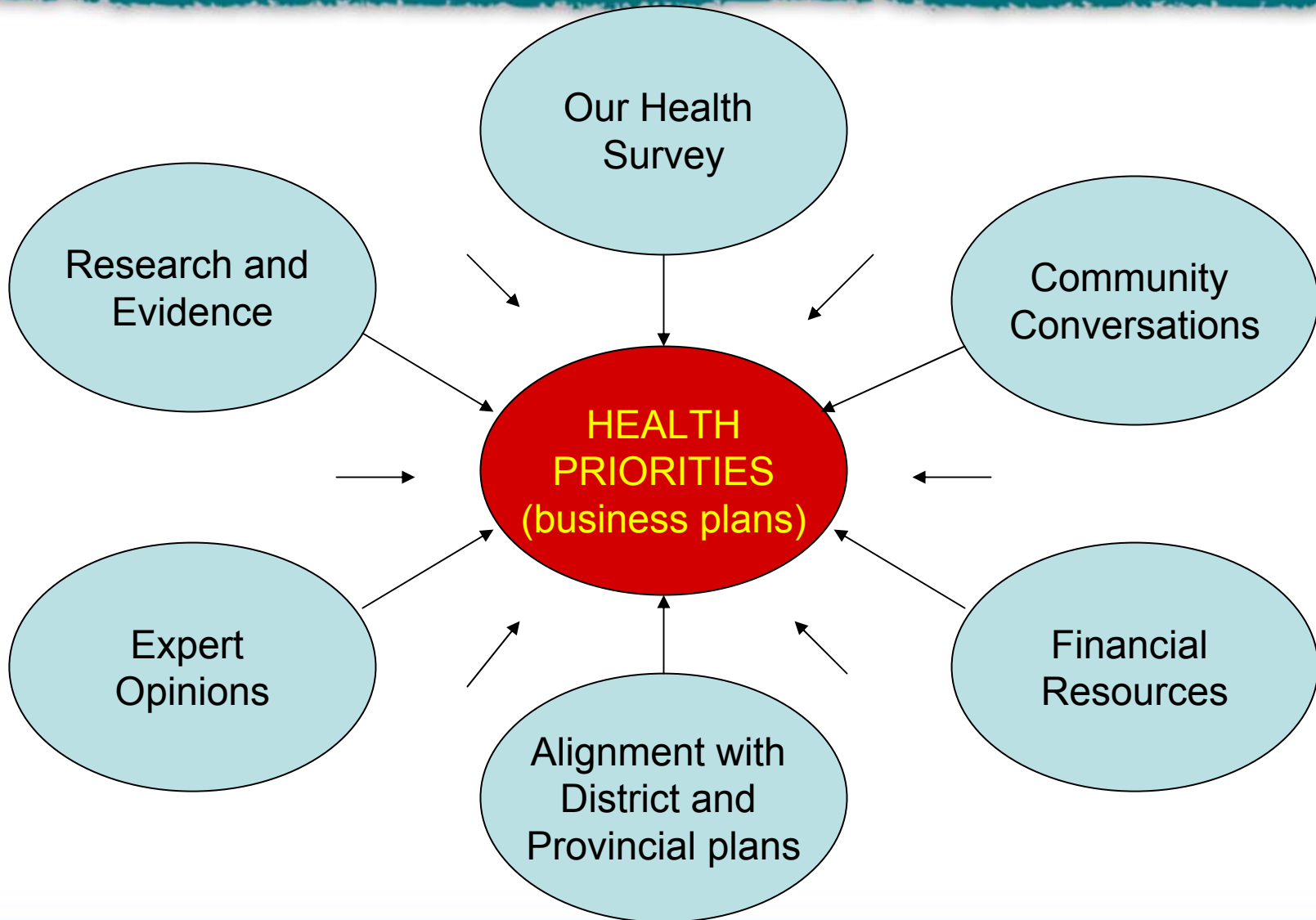
The Survey: Our Health

- First ever comprehensive survey of health status, behaviors and other factors in Halifax CHB
- Supports the development of Community Health Plans and helps guide business planning within Capital Health



Capital Health

Factors Used to help Identify Health Priorities





Survey Approach

- Length: 40 minute telephone/cell phone survey
- Questions comes from the Canadian Community Health Survey
- 401 completed interviews with Halifax residents who were 15 years of age or older
- Sample selections were based on age & gender
- Results are accurate +/- 4.88 percentage points, 19 times out of 20



Capital Health

Key Survey Results

89% rated their general health as good, very good or excellent. Despite this, key health issues were identified...



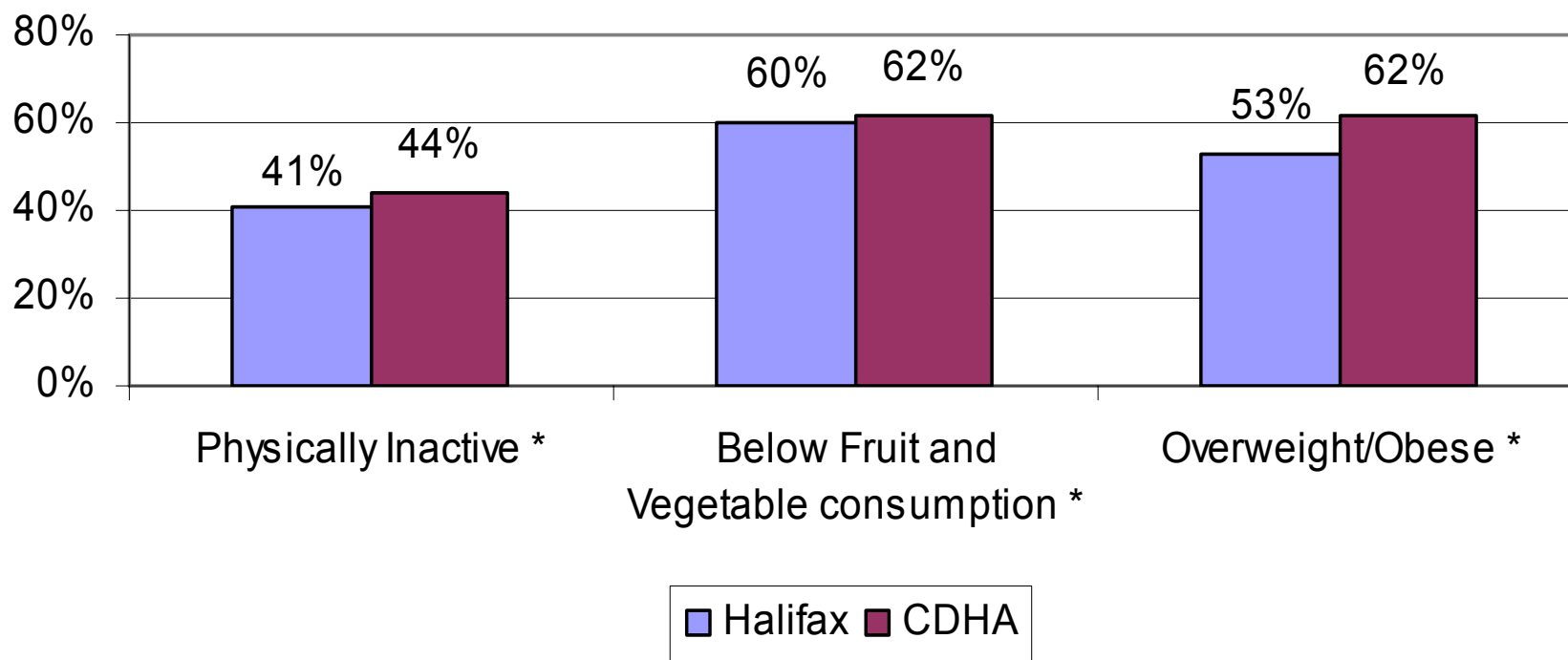
Living Healthy Snapshot

- 41% - physically inactive
- 60% - below fruit & vegetable requirement
- 53% - overweight or obese
 - 20% thought their weight was “just about right”

** Aged 18 years or older, excluding pregnant females*



Living Healthy Comparison



* **Halifax results were similar to CDHA results**

◆ Self reported data from CDHA's "Our Health 2009" survey



Intentions to Live Healthy

- 71% felt they should make changes to improve their physical health.
 - Of those, 65% intended to improve their physical health in the next 12 months.
- The top 3 ways they intend to do this:
 - Start/increase exercise/sports/physical activity (64%)
 - Change diet/improve eating habits: (24%)
 - Lose weight (13%)



Chronic Conditions

- 67% (15 yrs+) reported having at least one chronic condition. Such as:
 - Back problems (27%)
 - Arthritis (21%)
 - Cardiovascular Conditions (21%) (Includes high blood pressure, heart disease and stroke)
 - Migraine Headaches (15%)
 - Asthma (15%)
 - Mood disorders (11%)
 - Cancer (8%) (2% currently have; 6% have had in the past)
 - Diabetes (6%)
 - Bowel Disorder (6%)



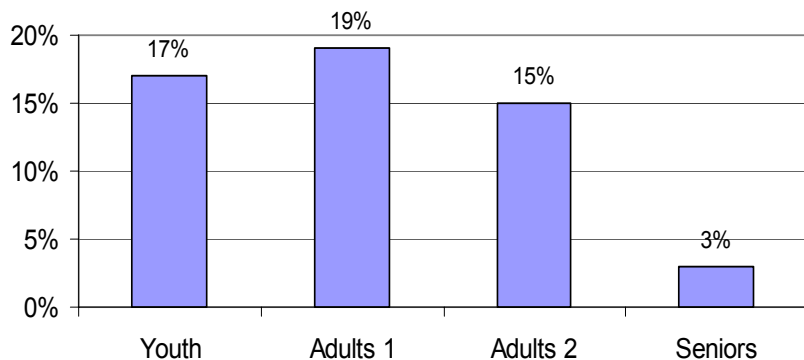
Chronic Conditions continued...

- Those who were physically inactive or overweight/obese were more likely to have one or more of the following chronic conditions:
 - Arthritis
 - Diabetes
 - High blood pressure
 - Heart disease
- Chronic conditions vary by age and gender. For instance:

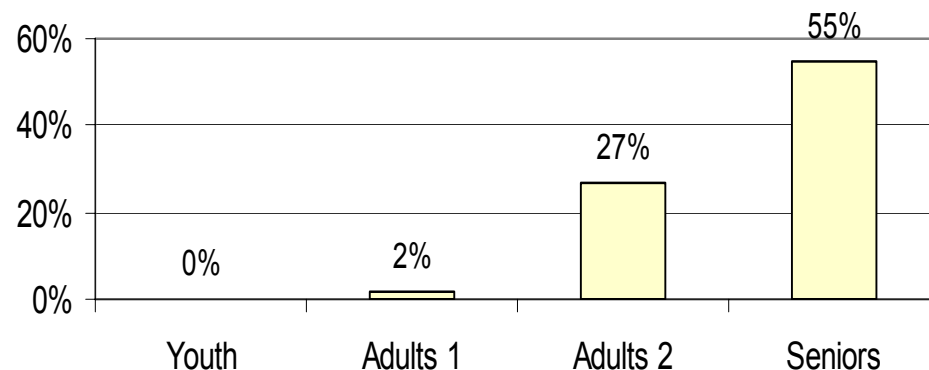


Ex. Chronic Conditions that Varied by Age

Migraines by Age



Cardiovascular Conditions by Age



Youth -15-19

Adults 2 – 34-65

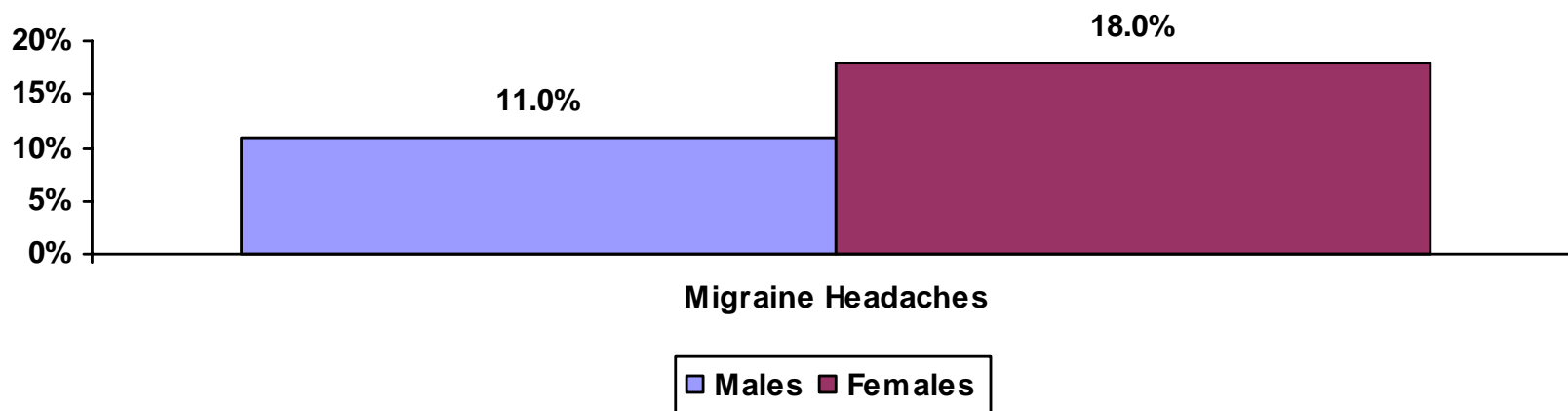
Adults 1 – 20-34

Seniors – 65+

◆ Self reported data from CDHA's "Our Health 2009" survey



Ex. Chronic Condition that Varied by Gender



◆ Self reported data from CDHA's "Our Health 2009" survey

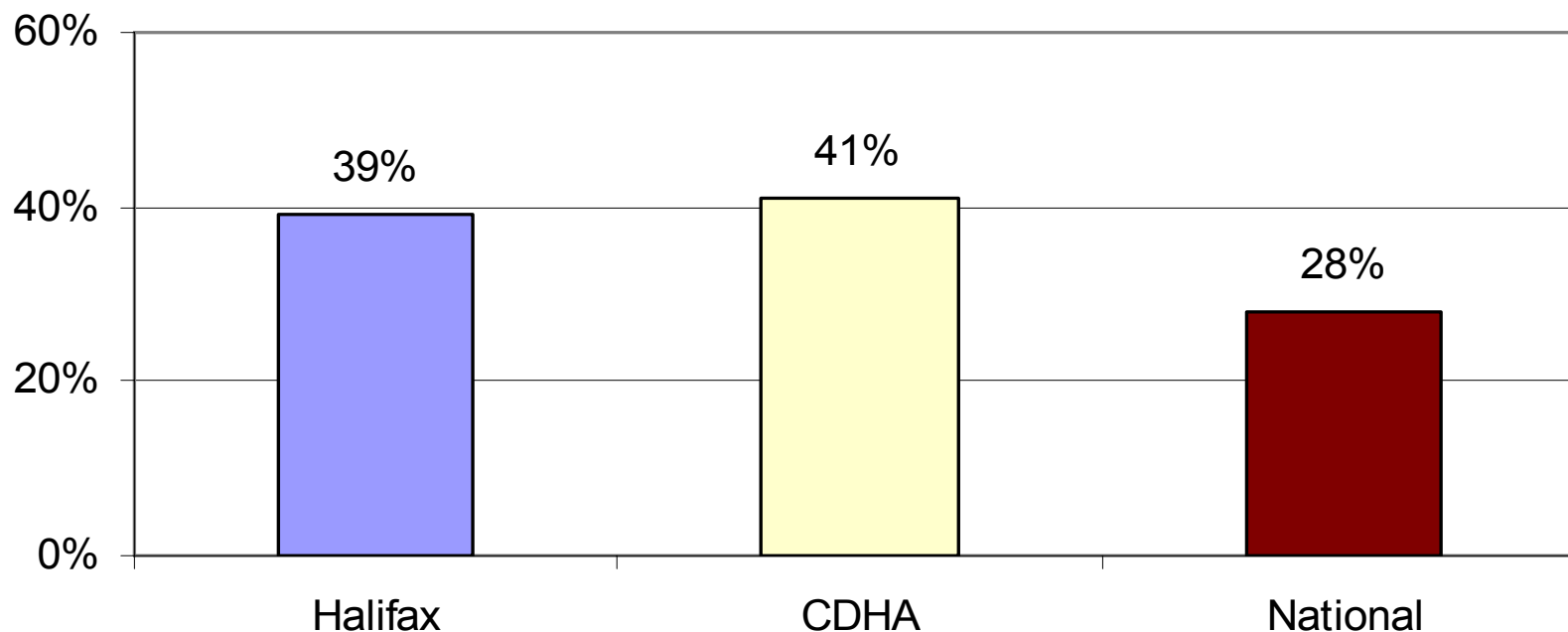


Access to Health Services & Information

- 94% have access to a regular medical doctor
 - Similar to CDHA (96%)
 - National average is 86% *
- 39% required a visit to a medical specialist in the past 12 months
 - Similar to CDHA (41%)
 - National average is 28% *
- Of those, 24% experienced difficulty getting the specialized care
 - Wait times common difficulty (79%)



Referrals to a Medical Specialist



* **Halifax results were similar to CDHA results. For national results, there was a lack of data. More analysis at the CHB level is needed for statistical comparison**

◆ *Self reported data from CDHA's "Our Health 2009" survey*

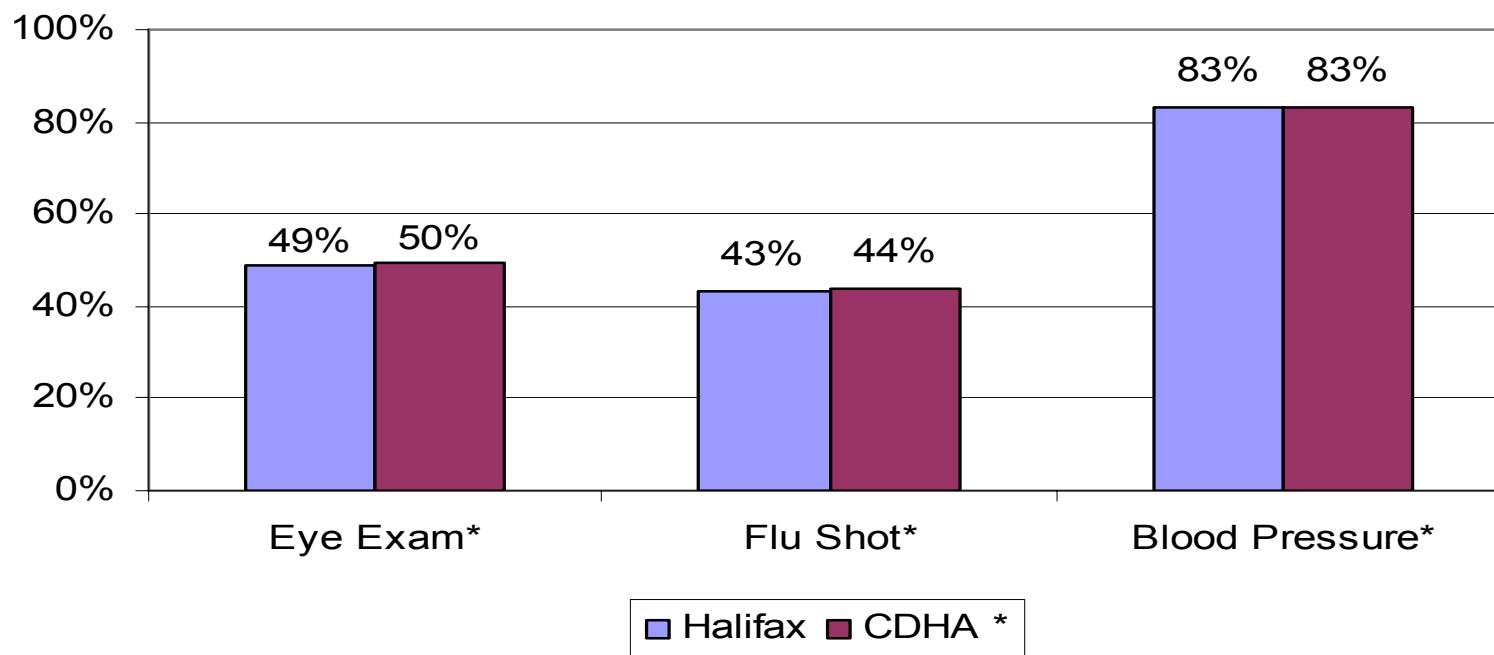


Health Screenings

- Health screenings are important preventive health measures
- The survey shows... some people are being screened. However,
- The survey does not show... how close we are to meeting current screening guidelines



Past Year General Health Screenings **



***Halifax results were similar to CDHA results.**

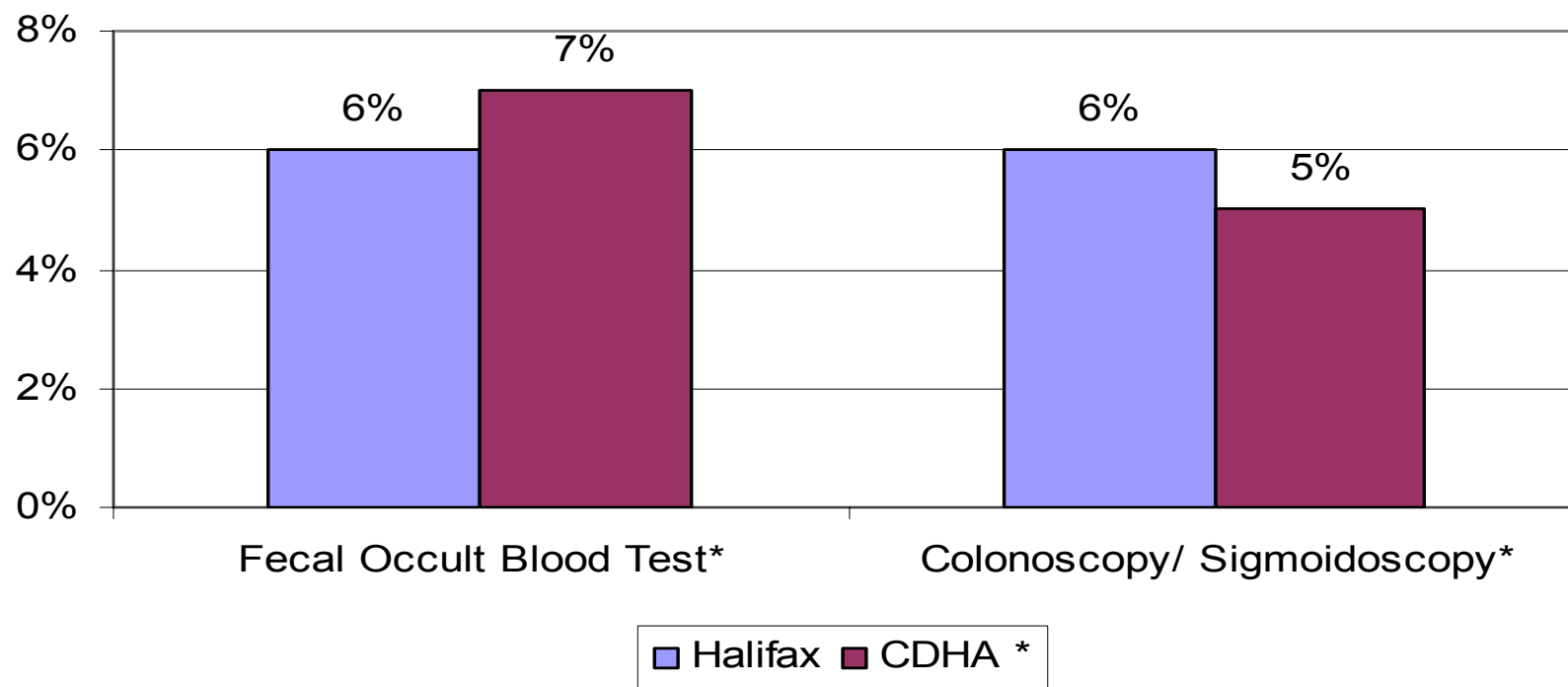
****More analysis is needed to determine if the recommended guidelines are being met**

¹ asked to those 18 years of age or older – eye, flu & BP

◆ Self reported data from CDHA's "Our Health 2009" survey



Past Year General Health Screenings ** Continued...



***Halifax results were similar to CDHA results.**

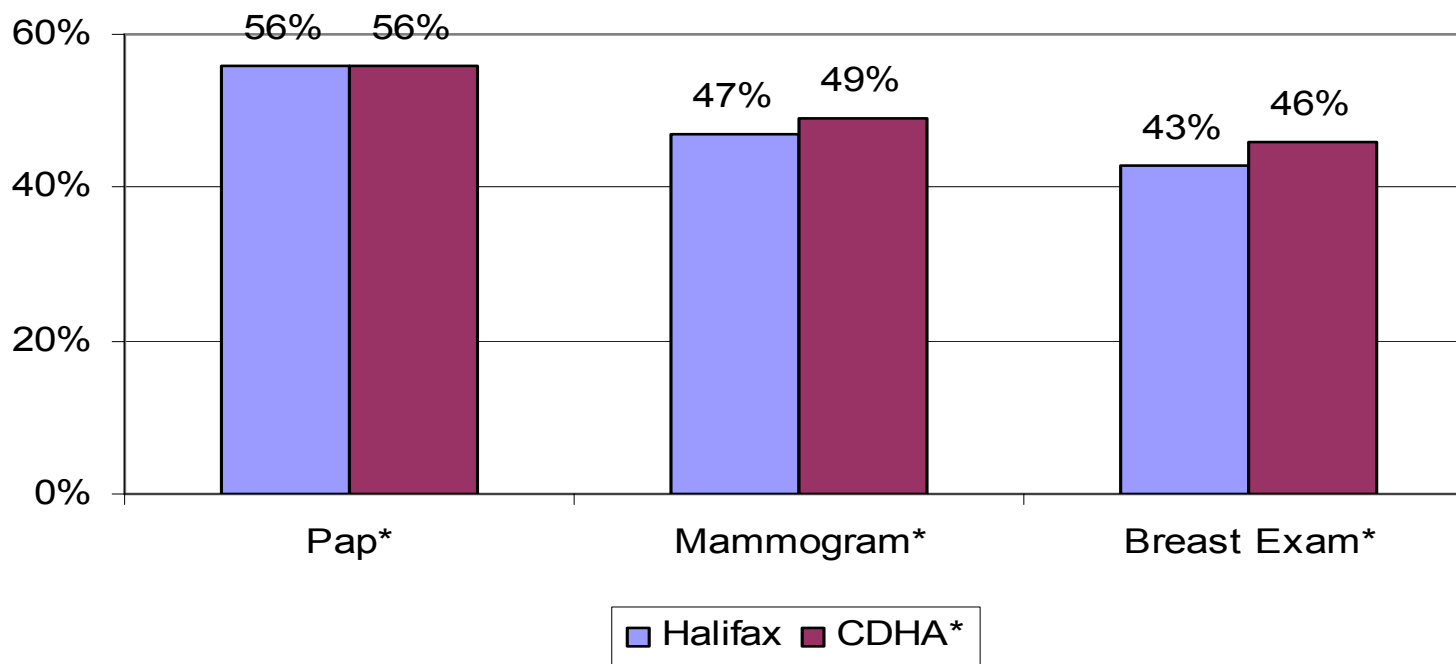
****More analysis is needed to determine if the recommended guidelines are being met**

² asked to those 35 years of age or older – FOBT & colonoscopy/sigmoidoscopy

♦ Self reported data from CDHA's "Our Health 2009" survey



Past Year Female Health Screenings **



***Halifax results were similar to CDHA results.**

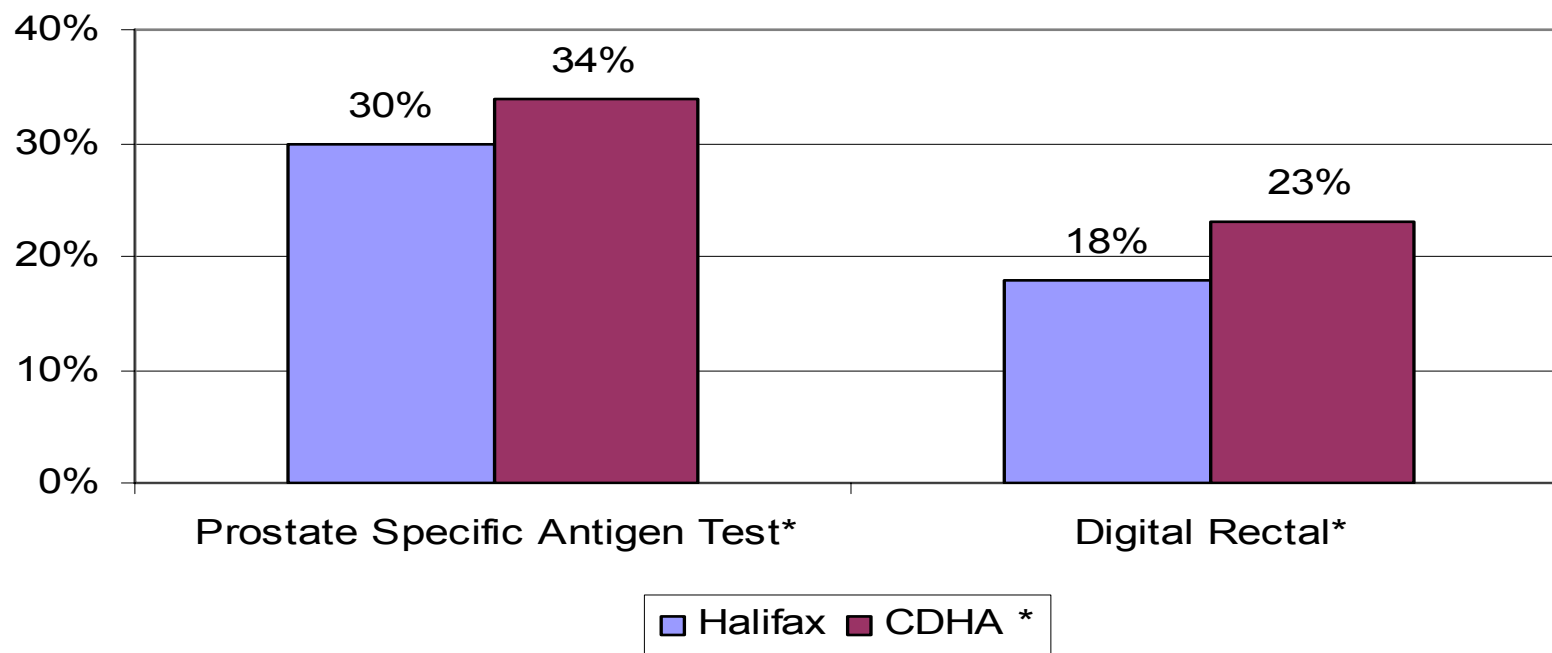
****More analysis is needed to determine if the recommended guidelines are being met**

¹ asked to those females 18 years of age or older – pap, breast exam

² asked to those females 35 years of age or older – mammogram



Past Year Male Health Screenings **



***Halifax results were similar to CDHA results.**

****More analysis is needed to determine if the recommended guidelines are being met**

¹ asked to those males 35 years of age or older – PSA, Digital Rectal

◆ Self reported data from CDHA's "Our Health 2009" survey



Mental Health

- 20% have seen or talked to a health professional about their mental or emotional health in the past 12 months (average of 5 times)
- 58% of these respondents contacted their family doctor about their emotional or mental health concerns



Stress

- 66% experience daily stress
- 74% experience stress at work

However:

- 89% believe they have the ability to handle unexpected and difficult problems
- 93% believe they have the ability to handle the day-to-day demands of life



Coping With Stress

- Top 3 Positive Coping methods used often:
 - Try to solve the problem (73%)
 - Relax by doing something enjoyable (65%)
 - Look on the bright side of things (62%)
- Top 3 Negative Coping methods used often:
 - Wish the situation would go away (33%)
 - Blaming yourself (10%)
 - Eating more than usual (8%)



Sense of Belonging

- 33% indicated that they have a weak sense of belonging to their community
 - Generally were between ages 20-64, no medical doctor or prescription insurance, or worked in the week prior
 - Across urban & rural areas



Other Key Issues

- Gambling (in the past 12 months)
 - 23% instant win/scratch or daily lotto
 - 7% VLTs
 - 1% Internet or arcade gambling
- Smoking (20%)
- Alcohol consumption
 - 10% consume 5 or more drinks on one occasion at least once a week
- Sexual health
 - 89% active
 - 36% used a condom the last time they had sexual intercourse
 - 9% have been diagnosed with an STD



Capital Health

Q & A



Capital Health

Table Conversations

What do you think about what you have just heard?



Capital Health

Table Conversations

Given this information, your knowledge and experience...

Which health issues should be priorities for Halifax CHB and Capital Health for the coming years?



List of Issues

- Physical inactivity/Healthy eating/Healthy weight
- Chronic conditions
- Access to health services & information
- Health screenings
- Gambling
- Mental health
- Stress
- Sense of belonging
- Smoking
- Sexual health
- Alcohol consumption



Capital Health

Our Health Community Conversations

